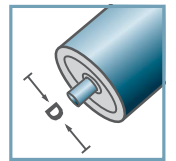
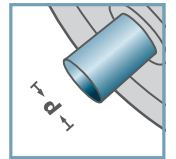


BR-



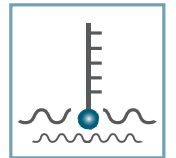
D [mm]
89



d [mm]
20



C [daN]
250



T [°C]
0° - 80°



EP2



Envase [pzs.]

20

| BR-89x3,0- | | | | |
|------------|------|----|-----|-------------------|
| Tipo | Da | Di | H | carga máxima [kg] |
| 200 | 88,5 | 83 | 115 | 200 |
| 500 | 88,5 | 83 | 115 | 500 |
| 800 | 88,5 | 83 | 115 | 800 |
| 1200 | 88,5 | 83 | 115 | 1200 |



Freno dinámico insertable