


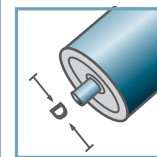
KTR-43/44			
Tipo	Di +0,2	Da	carga máxima C [daN]
KTR-63,5x2,9.43/.44	58,0	63,4	150
KTR-80x2,0.43/.44	76,4	79,9	150

Otras medidas a consultar!

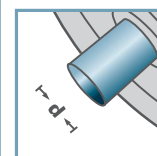
- ☛ Cazoleta: Plástico
- ☛ Tapa-laberinto: Plástico
- ☛ Cojinete 6303/6204



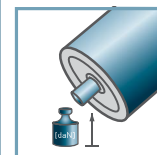
KTR-43/44



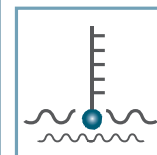
D [mm]
63,5 - 80



d [mm]
6303: 17
6204: 20



C [daN]
150



T [°C]
0° - 80°



EP 2



Envase [pzs.]

100

KTR/KTE